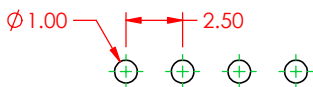
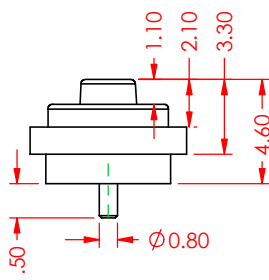
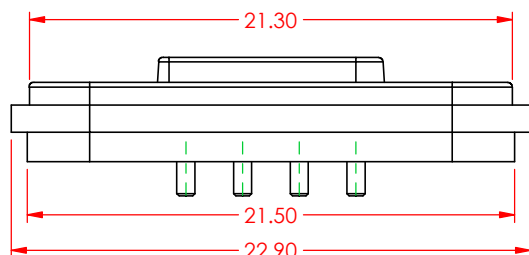
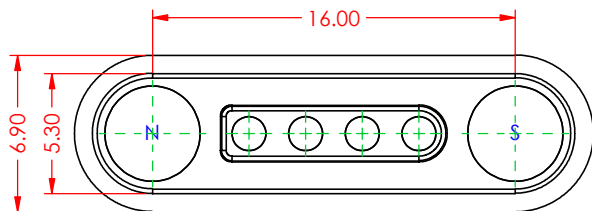
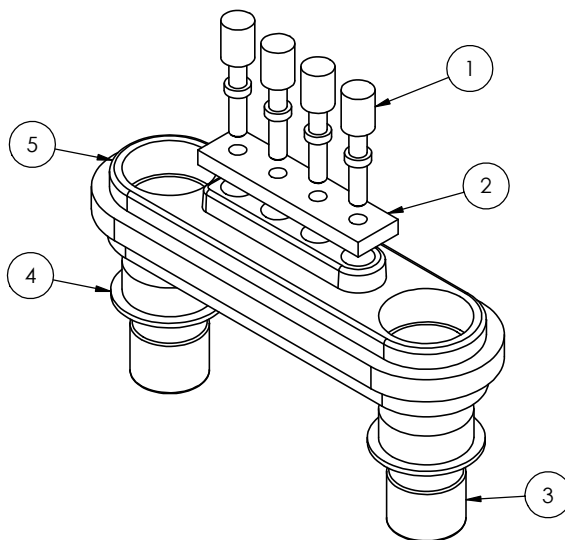


ITEM NO.	DESCRIPTION	QTY.
1	POGO PIN	4
2	MULTI-PIN CONNECTOR	1
3	MAGNET	2
4	SHELL	2
5	HOUSING	1



RECOMMENDED PCB LAYOUT  
TOLERANCE  $\pm 0.05$



REVISIONS			
REV.	DESCRIPTION	DATE	BY
1	ORIGINAL	DRAWN DATE	

SPECIFICATIONS  
 CURRENT RATING: 3A  
 VOLTAGE RATING: 12V  
 WITHSTANDING VOLTAGE: 500V  
 INSULATION RESISTANCE: 1000M $\Omega$  MIN FOR 1 MIN  
 CONTACT RESISTANCE: 50m $\Omega$  MAX  
 TEMPERATURE RANGE: -25 °C TO 80 °C

INSULATOR MATERIAL: HTN  
 INSULATOR COLOR: BLACK  
 CONTACT MATERIAL: BRASS  
 CONTACT PLATING: 5 $\mu$ " GOLD PLATING  
 MAGNET MATERIAL: N52  
 MATING CYCLES: 10000

MATING PARTS: MPM-VB0-104-2R10-A00  
 MCM-YB0-104-2R10-BH0

NOTE: IR REFLOW AND WAVE SOLDERING NOT RECOMMENDED AS THE PROCESSES CAN DEMAGNETIZE THE CONNECTOR MAGNETS.

	DRAWN BY	V.K.	FEMALE CONNECTOR, RECTANGULAR, 2.5MM PITCH, 4 POSITIONS			
	DRAWN DATE	08/15/2025				
	CHECKED BY	R.S.M.	PART NUMBER	MPF-VB0-104-2P10-A00		
	CHECK DATE	08/15/2025	MATERIAL		SIZE	A
RoHS COMPLIANT	TOLERANCES .X $\pm 0.3$ .XX $\pm 0.2$ .XXX $\pm 0.1$		ALL DIMENSIONS AND TOLERANCES IN MM		REVISION	
					1	
					SCALE	2:1

THESE DRAWINGS AND SPECIFICATIONS ARE THE PROPERTY OF EDAC, AND SHALL NOT BE REPRODUCED, OR COPIED OR USED AS THE BASIS FOR THE MANUFACTURE OR SALE OF APPARATUS WITHOUT WRITTEN PERMISSION.