




# 421/422/423 SERIES

## METAL TO METAL CONNECTOR



### FEATURES:

- **.200" (5.08mm) Contact Spacing x .300" (7.62mm) Row Spacing with staggered Grid**
- **Mount into .062" (1.57mm) or .093" (2.36mm) Nominal Thickness P.C. Board by Soldering and/or Staking of P.C. Tails**
- **Edacon Hermaphroditic Contact Mating Design**
- **Mounting Hole and Guide Pin Options**
- **421 Series Designed to mate with Non-Card Guide Versions of 408 or 415 Series, 422 Series Designed to mate with Card Guide Versions of 408 or 415 Series, 423 Series Designed to mate with 424 or 438 Series**
- **RoHS Compliant**

### Specifications:

Insulator Material	UL 94V-0 Diallyl Phthalate, Green Color
Contact Material	Copper Alloy
Contact Plating	Gold Plating over Nickel over entire contact
Current Rating	10A Continuous
Contact Resistance	10 milliohms maximum
Dielectric Withstanding Voltage	2000 VAC rms at sea level
Insulation Resistance	5000 Megaohms minimum
Operating Temperature	-65°C to +125°C
Insertion Force	2 to 16 Oz (0.56 to 4.45N) per contact position
Withdrawal Force	2 to 16 Oz (0.56 to 4.45N) per contact position

Example Part Number: **423-041-520-102**

Series \_\_\_\_\_

Total Number of Contacts \_\_\_\_\_

Contact Code \_\_\_\_\_

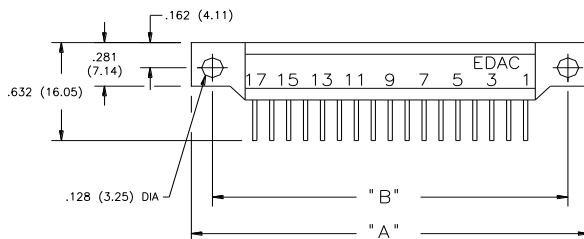
Card Slot Width and Mounting Options \_\_\_\_\_

Contact Code	Description & Tail Size	Tail Length "G"
520	P.C. Tail .044 x .025 (1.12 x 0.64)	.122 (3.10)
521	P.C. Tail .044 x .025 (1.12 x 0.64)	.153 (3.89)

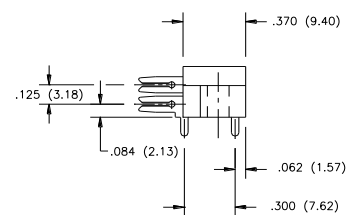
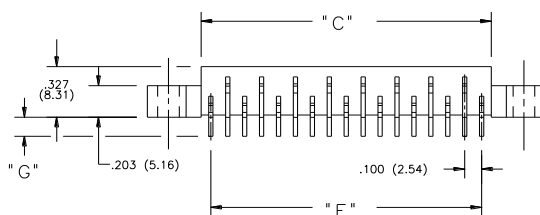
Code	Insulator Mounting Option
100	No Mounting Holes (422 Series)
102	.128 (3.25) Dia. Mounting Holes (421 Series)
	.128 (3.25) Dia. Mounting Holes and Guide Pins as per MIL-C-21097 (423 Series)

### Total Number of Contacts

017, 023, 029, 035, 041 or 047



421 SERIES CONNECTOR

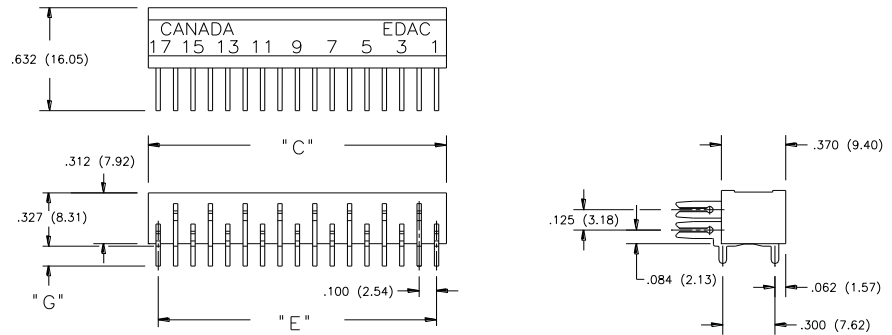




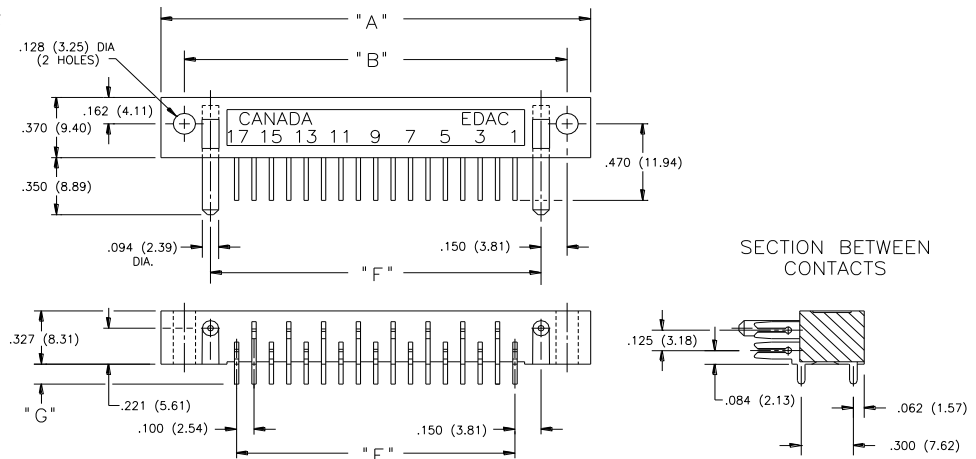
# 421/422/423 SERIES

## METAL TO METAL CONNECTOR

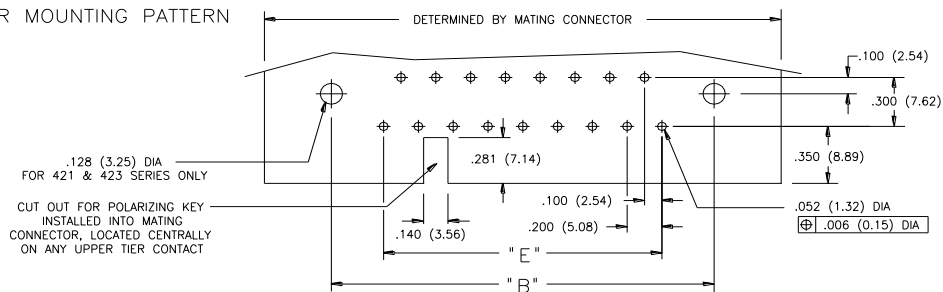
422 SERIES CONNECTOR



423 SERIES CONNECTOR



CONNECTOR MOUNTING PATTERN



NUMBER OF CONTACTS	"A"		"B"		"C"		"E"		"F"					
	421	423	421	423	421, 422	421, 422, 423	421, 422, 423	423	421	423				
17	2.370	60.20	1.470	37.34	2.100	53.34	1.200	30.48	1.714	43.54	1.600	40.64	1.900	48.26
23	2.970	75.44	3.070	77.98	2.700	68.58	2.800	71.12	2.314	58.78	2.200	55.88	2.500	63.50
29	3.570	90.68	3.670	93.22	3.300	83.82	3.400	86.36	2.914	74.02	2.800	71.12	3.100	78.74
35	4.170	105.92	4.270	108.46	3.900	99.06	4.000	101.60	3.514	89.26	3.400	86.36	3.700	93.98
41	4.770	121.16	4.870	123.70	4.500	114.30	4.600	116.84	4.114	104.50	4.000	101.60	4.300	109.22
47	5.370	136.40	5.470	138.94	5.100	129.54	5.200	132.08	4.714	119.74	4.600	116.84	4.900	124.46