



SERIES A6X

STANDARD RJ45 MAGNETIC JACKS



FEATURES:

- 10/100 or 1000 Base T options – Full IEEE 802.3 compliance
- Integrated Magnetics – Provides signal integrity, DC isolation and protection for PHY chip
- Integrated Design - Reduces component inventory and process costs
- Spring fingers on shells - Guaranteed advanced EMI/RFI suppression
- LED options available - Visual indication of port status and activity information for user
- Tab Up or Down options - Complete design for board and unit compatibility
- Available as Single or Stacked Multiport Options
- Mate with Modular Plug Conforming to FCC Part 68, Subpart F
- Applications: Telecommunications, Broadcast, Data Products
- RoHS Compliant



Specifications:

Housing Material	Thermoplastic, UL 94V-0
Contact Material	Copper Alloy
Contact Plating	Gold Plating on contact area and Tin Plating on tails with Nickel underplating all over
Shield	Copper Alloy with Nickel Plating
Storage Temperature	-40°C to +85°C
Wave Soldering Process	260°C ± 5°C, 5~10 Seconds
Performance:	
CAT5	10/100 BASE-T
CAT5e	10/100/1000 BASE-T or Gigabit Ethernet
CAT6a	10 Gigabit Ethernet

Example Part Number:

SERIES:

- A60 - 10/100/1000 BASE T, 8 CORE
- A62 - 10/100 BASE T, 2 CORE
- A63 - 10/100 BASE T, 4 CORE
- A64 - 10/100 BASE T, 5 CORE
- A65 - 10 BASE T, 3 CORE
- A66 - 10 BASE T, 4 CORE
- A67 - 10/100 BASE T, POE
- A68 - 10/100 BASE T WITH USB TYPE A
- A69 - 100/1000 BASE T WITH USB TYPE A
- A70 - 100/1000 BASE T, POE

NO. OF PORTS:

- 1 - 1 PORT
- 2 - 2 PORTS
- 4 - 4 PORTS
- 8 - 8 PORTS
- 16 - 16 PORTS
- 1A - 1+2USB: 1 PORT + 2 USB PORTS
- 1B - 1+2USB3.0: 1 PORT + 2 USB3.0 PORTS

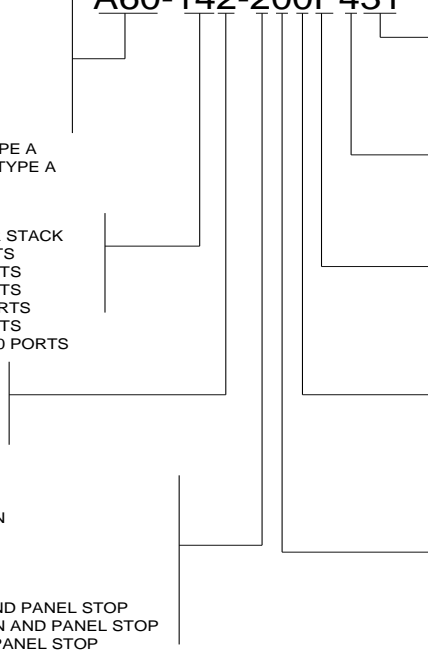
CONTACT PLATING:

- 2 - GOLD FLASH
- 3 - 15 MICROINCHES OF GOLD
- 4 - 30 MICROINCHES OF GOLD
- 5 - 50 MICROINCHES OF GOLD

CONNECTOR TYPE:

- 2 - RIGHT ANGLE WITH TAB-UP
- 3 - RIGHT ANGLE WITH TAB-DOWN
- 4 - VERTICAL WITH TAB-UP
- 5 - VERTICAL WITH TAB-DOWN
- 6 - SMT WITH TAB-UP
- 7 - SMT WITH TAB-DOWN
- 8 - RIGHT ANGLE WITH TAB-UP AND PANEL STOP
- 9 - RIGHT ANGLE WITH TAB-DOWN AND PANEL STOP
- A - VERTICAL WITH TAB-UP AND PANEL STOP

A60-142-200P431



ELECTRICAL CIRCUIT TYPE: (SEE CIRCUIT TYPE PAGE FOR DETAILS)

SHIELD TYPE:

- 0 - NO SHIELD
- 1 - SHIELDED, NO EMI FINGER
- 2 - SHIELDED, WITH EMI FINGER ON TOP
- 3 - SHIELDED, WITH EMI FINGER BOTH SIDES
- 4 - SHIELDED, WITH EMI FINGER ON THREE SIDES
- 5 - SHIELDED, WITH EMI FINGER ON FOUR SIDES
- 6 - SHIELDED, WITH EMI FINGER ON THREE SIDES, LED TAIL STAGGERED
- 7 - SHIELDED, WITH EMI FINGER ON THREE SIDES, 3 LEG TAIL LED

HOUSING MATERIAL:

- P - PBT POLYESTER
- N - NYLON POLYESTER
- L - LCP

RIGHT LED COLOR:

- 0 - NO LED
- 1 - YELLOW
- 2 - RED
- 3 - GREEN
- 4 - ORANGE
- 5 - GREEN/YELLOW BI-COLOR
- 6 - RED/GREEN BI-COLOR
- 7 - GREEN/ORANGE BI-COLOR
- 8 - RED/YELLOW BI-COLOR
- 9 - ORANGE/YELLOW BI-COLOR

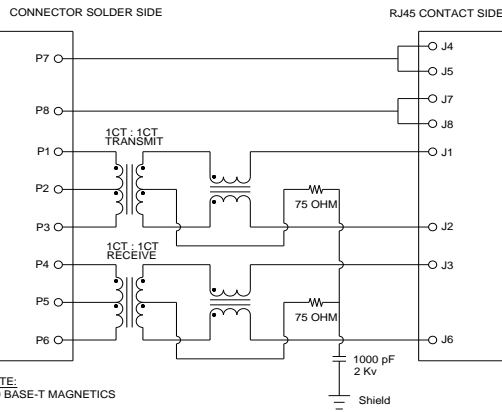
LEFT LED COLOR:

- 0 - NO LED
- 1 - YELLOW
- 2 - RED
- 3 - GREEN
- 4 - ORANGE
- 5 - GREEN/YELLOW BI-COLOR
- 6 - RED/GREEN BI-COLOR
- 7 - GREEN/ORANGE BI-COLOR
- 8 - RED/YELLOW BI-COLOR
- 9 - ORANGE/YELLOW BI-COLOR

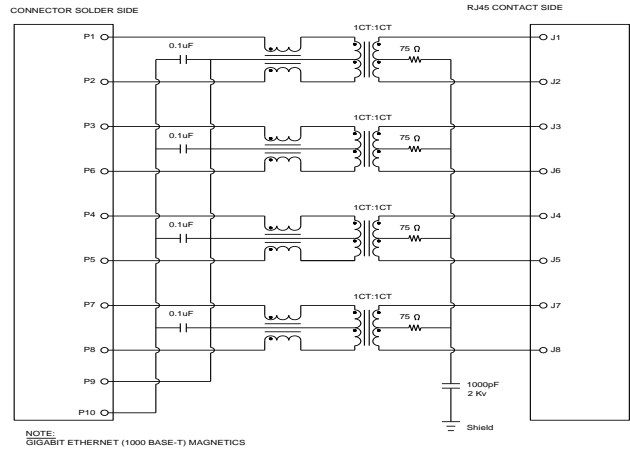
*Please consult EDAC for the availability of the modular or magnetic jack if the part no is created using this ordering guide.

CONTACT EDAC FOR FURTHER INFORMATION ON VARIOUS OTHER CIRCUITS

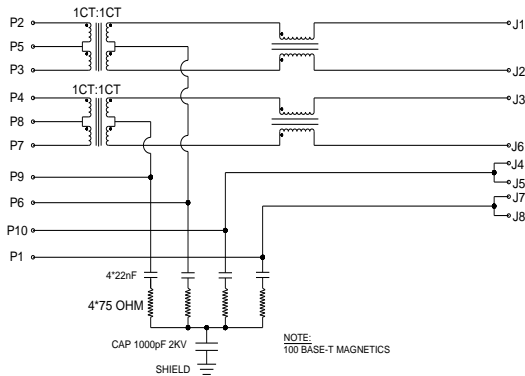
16 TYPE



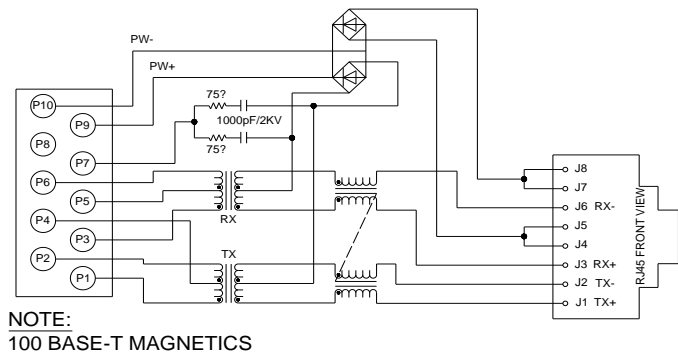
70 TYPE



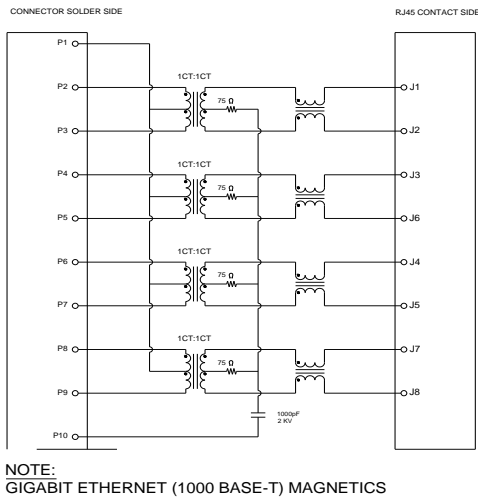
P1 TYPE: POWER OVER ETHERNET



13 TYPE: POWER OVER ETHERNET



32 TYPE



30 TYPE

